

Module 1: What is Chemistry?

Topic 1 Application: Nuts and Bolts Scientific Investigation


Introduction

Nuts and Bolts Scientific Investigation

- Petri Dish 1
- Petri Dish 2
- Petri Dish 3
- Petri Dish 4
- Petri Dish 5
- Petri Dish 6
- Petri Dish 7
- Petri Dish 8
- Petri Dish 9
- Petri Dish 10

Introduction

Click on each of the tabs to the left to view a series of Petri dishes containing different combinations of nuts, bolts, and washers. For this activity, imagine that each type of item (nuts, bolts, washers) represents a different type of atom and use the information provided in the pictures to complete the data table on the Nuts and Bolts Scientific Investigation Report.



Click on each of the tabs to the left to view a series of Petri dishes containing different combinations of nuts, bolts, and washers. For this activity, imagine that each type of item (nuts, bolts, washers) represents a different type of atom and use the information provided in the pictures to complete the data table on the Nuts and Bolts Scientific Investigation Report.

Module 1: What is Chemistry?

Topic 1 Application: Nuts and Bolts Scientific Investigation

Petri Dish 1

Nuts and Bolts Scientific Investigation

Petri Dish 1

Petri Dish 2

Petri Dish 3

Petri Dish 4

Petri Dish 5

Petri Dish 6


Petri Dish 7

Petri Dish 8

Petri Dish 9

Petri Dish 10

Petri Dish 1



Module 1: What is Chemistry?

Topic 1 Application: Nuts and Bolts Scientific Investigation

Petri Dish 2

Nuts and Bolts Scientific Investigation

Petri Dish 1

Petri Dish 2

Petri Dish 3

Petri Dish 4

Petri Dish 5

Petri Dish 6


Petri Dish 7

Petri Dish 8

Petri Dish 9

Petri Dish 10

Petri Dish 2



Module 1: What is Chemistry?


Topic 1 Application: Nuts and Bolts Scientific Investigation

Petri Dish 3

Nuts and Bolts Scientific Investigation

- Petri Dish 1
- Petri Dish 2
- Petri Dish 3**
- Petri Dish 4
- Petri Dish 5
- Petri Dish 6
- Petri Dish 7
- Petri Dish 8
- Petri Dish 9
- Petri Dish 10

Petri Dish 3



The image shows a petri dish labeled 'Petri Dish 3' containing three bolts. The bolts are arranged in a triangular pattern within the dish. The petri dish is shown from a top-down perspective, and the bolts are clearly visible against the light blue background of the dish.

Module 1: What is Chemistry?

Topic 1 Application: Nuts and Bolts Scientific Investigation

Petri Dish 4

Nuts and Bolts Scientific Investigation

Petri Dish 1

Petri Dish 2

Petri Dish 3

Petri Dish 4

Petri Dish 5

Petri Dish 6

Petri Dish 7

Petri Dish 8

Petri Dish 9

Petri Dish 10

Petri Dish 4



Module 1: What is Chemistry?


Topic 1 Application: Nuts and Bolts Scientific Investigation

Petri Dish 5

Nuts and Bolts Scientific Investigation

- Petri Dish 1
- Petri Dish 2
- Petri Dish 3
- Petri Dish 4
- Petri Dish 5**
- Petri Dish 6
- Petri Dish 7
- Petri Dish 8
- Petri Dish 9
- Petri Dish 10

Petri Dish 5



Module 1: What is Chemistry?

Topic 1 Application: Nuts and Bolts Scientific Investigation

Petri Dish 6

Nuts and Bolts Scientific Investigation

Petri Dish 1

Petri Dish 2

Petri Dish 3

Petri Dish 4

Petri Dish 5

Petri Dish 6


Petri Dish 7

Petri Dish 8

Petri Dish 9

Petri Dish 10

Petri Dish 6



Module 1: What is Chemistry?


Topic 1 Application: Nuts and Bolts Scientific Investigation

Petri Dish 7

Nuts and Bolts Scientific Investigation

- Petri Dish 1
- Petri Dish 2
- Petri Dish 3
- Petri Dish 4
- Petri Dish 5
- Petri Dish 6
- Petri Dish 7**
- Petri Dish 8
- Petri Dish 9
- Petri Dish 10

Petri Dish 7



Petri Dish 7 contains two bolts and two nuts. The bolts are positioned at the top of the dish, and the nuts are positioned at the bottom. The bolts are silver and have hexagonal heads. The nuts are also silver and have hexagonal shapes.

Module 1: What is Chemistry?


Topic 1 Application: Nuts and Bolts Scientific Investigation

Petri Dish 8

Nuts and Bolts Scientific Investigation

- Petri Dish 1
- Petri Dish 2
- Petri Dish 3
- Petri Dish 4
- Petri Dish 5
- Petri Dish 6
- Petri Dish 7
- Petri Dish 8
- Petri Dish 9
- Petri Dish 10

Petri Dish 8

A petri dish containing several bolts and nuts. The bolts are arranged in a circular pattern, and the nuts are arranged in a circular pattern. The bolts are of different sizes and colors, and the nuts are of different sizes and colors. The petri dish is shown from a top-down perspective.

Module 1: What is Chemistry?

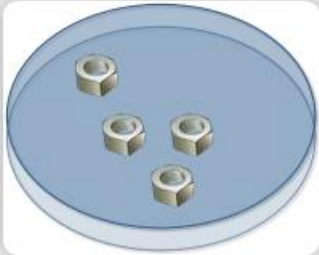
Topic 1 Application: Nuts and Bolts Scientific Investigation

Petri Dish 9

Nuts and Bolts Scientific Investigation

- Petri Dish 1
- Petri Dish 2
- Petri Dish 3
- Petri Dish 4
- Petri Dish 5
- Petri Dish 6
- Petri Dish 7
- Petri Dish 8
- Petri Dish 9**
- Petri Dish 10

Petri Dish 9

A petri dish containing four nuts. The nuts are arranged in a cluster in the center of the dish. The dish is shown from a slightly elevated perspective, showing its circular shape and the surface of the lid.

Module 1: What is Chemistry?


Topic 1 Application: Nuts and Bolts Scientific Investigation

Petri Dish 10

Nuts and Bolts Scientific Investigation

- Petri Dish 1
- Petri Dish 2
- Petri Dish 3
- Petri Dish 4
- Petri Dish 5
- Petri Dish 6
- Petri Dish 7
- Petri Dish 8
- Petri Dish 9
- Petri Dish 10

Petri Dish 10

A top-down view of a light blue petri dish. Inside the dish, three silver-colored nuts are scattered. The nuts are of a standard hexagonal shape with a central hole. The dish is set against a light gray background.