


# Earth Science

## Developmental Module: Accidents in the Lab

### Accidents in the Lab

#### Accidents in the Lab

Unfortunately, accidents happen in the lab. While the accident shown in this image may look comical, an accident in the lab is no joke. In this interactivity, read each question and then click on the question to learn how to deal with the issue. In every situation, stay calm, and notify your instructor or another adult immediately.



- What if I catch on fire?
- What if the lab table catches on fire?
- What if I get a chemical in my eyes?
- What if I get a chemical on my body, or face?
- What if I drop and break glassware in the lab?

Unfortunately, accidents happen in the lab. While the accident shown in this image may look comical, an accident in the lab is no joke. In this interactivity, read each question and then click on the question to learn how to deal with the issue. In every situation, stay calm, and notify your instructor or another adult immediately.

## Earth Science

### Developmental Module: Accidents in the Lab

#### What if I catch on fire?

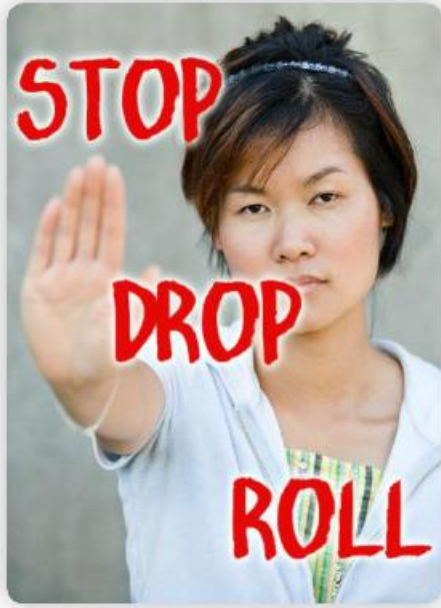
**Accidents in the Lab**

**What if I catch on fire?**

Stop, drop, and roll!

- **Stop!** - Movement will only make the flames worse and make it hard for others to help.
- **Drop!** - Lie flat on the ground and use your hands to protect your face.
- **Roll!** - Roll quickly or rock back and forth on the ground, which will cut the supply of oxygen and put out the flames.

If there is not enough space, locate the fire blanket in your lab. Wrap the blanket tightly around yourself, which will smother the flames.



#### Stop, drop, and roll!

- **Stop!** - Movement will only make the flames worse and make it hard for others to help.
- **Drop!** - Lie flat on the ground and use your hands to protect your face.
- **Roll!** - Roll quickly or rock back and forth on the ground, which will cut the supply of oxygen and put out the flames.

If there is not enough space, locate the fire blanket in your lab. Wrap the blanket tightly around yourself, which will smother the flames.

## Earth Science


### Developmental Module: Accidents in the Lab

What if the lab table catches on fire?

**Accidents in the Lab**

What if the lab table catches on fire?

Do not put water on it. Water may douse some flames, but spread others. Use either a fire extinguisher or a fire blanket to smother the flames. The fire extinguisher directions are always labeled on the side and are very easy to follow.



Do not put water on it. Water may douse some flames, but spread others. Use either a fire extinguisher or a fire blanket to smother the flames. The fire extinguisher directions are always labeled on the side and are very easy to follow.

## Earth Science

### Developmental Module: Accidents in the Lab


#### What if I get a chemical in my eyes?

**Accidents in the Lab**

What if the lab table catches on fire?

What if I get a chemical in my eyes?

Immediately go to the eye wash station and wash your eyes out with water.



What if I get a chemical on my body, or face?

What if I drop and break glassware in the lab?

What if I inhale or ingest a harmful chemical?

What if I spill a harmful substance on the lab table?

Immediately go to the eye wash station and wash your eyes out with water.

## Earth Science

### Developmental Module: Accidents in the Lab


What if I get a chemical on my body, or face?

**Accidents in the Lab**

What if I get a chemical in my eyes?

What if I get a chemical on my body, or face?

Immediately go to the safety shower. Pull down on the lever and douse yourself with water. The water will dilute and flush away some of the chemical. Do not take any of your clothes off before you use the safety shower. Pulling them over your head may cause you to get the chemical on your face or other parts of your body.



Immediately go to the safety shower. Pull down on the lever and douse yourself with water. The water will dilute and flush away some of the chemical. Do not take any of your clothes off before you use the safety shower. Pulling them over your head may cause you to get the chemical on your face or other parts of your body.

## Earth Science

### Developmental Module: Accidents in the Lab

#### What if I drop and break glassware in the lab?


#### Accidents in the Lab

What if I get a chemical in my eyes?

What if I get a chemical on my body, or face?

What if I drop and break glassware in the lab?

Carefully sweep up all broken glass pieces and place them in the special container labeled *Broken Glass*. Do not put the broken pieces in the trash, as doing so may expose someone else to dangerous chemicals or possible cuts.



What if I inhale or ingest a harmful chemical?

Carefully sweep up all broken glass pieces and place them in the special container labeled *Broken Glass*. Do not put the broken pieces in the trash, as doing so may expose someone else to dangerous chemicals or possible cuts.

## Earth Science


### Developmental Module: Accidents in the Lab

What if I inhale or ingest a harmful chemical?

#### Accidents in the Lab

- What if I get a chemical in my eyes?
- What if I get a chemical on my body, or face?
- What if I drop and break glassware in the lab?
- What if I inhale or ingest a harmful chemical?

Immediately notify your instructor, who will guide you through what to do.



Immediately notify your instructor, who will guide you through what to do.

## Earth Science


### Developmental Module: Accidents in the Lab

#### What if I spill a harmful substance on the lab table?

#### Accidents in the Lab

- What if I get a chemical in my eyes?
- What if I get a chemical on my body, or face?
- What if I drop and break glassware in the lab?
- What if I inhale or ingest a harmful chemical?
- What if I spill a harmful substance on the lab table?

Immediately notify everyone around the table and your instructor. Sprinkle a neutralizer on the table (typically baking soda), which will neutralize the acid so it can be cleaned up with soap and water. Inform your instructor, classmates, and a custodian, who will dispose of the clean-up materials in the trash.



Immediately notify everyone around the table and your instructor. Sprinkle a neutralizer on the table (typically baking soda), which will neutralize the acid so it can be cleaned up with soap and water. Inform your instructor, classmates, and a custodian, who will dispose of the clean-up materials in the trash.