

# Earth Science


## Developmental Module: Protection in the Lab

### Introduction

#### Protection in the Lab

- Safety Goggles
- Lab Apron
- Lab Gloves
- Hair
- Shoes
- Clothing

#### Introduction



If you are in a laboratory area or participating in a scientific investigation, there are types of protective clothing and eyewear that can reduce your chance of injury. In this interactivity, click on each of the tabs to learn more about protecting your body in the lab. No matter how unfashionable they may make you feel, these objects can save your life.

If you are in a laboratory area or participating in a scientific investigation, there are types of protective clothing and eyewear that can reduce your chance of injury. In this interactivity, click on each of the tabs to learn more about protecting your body in the lab. No matter how unfashionable they may make you feel, these objects can save your life.

# Earth Science

## Developmental Module: Protection in the Lab

### Safety Goggles

#### Protection in the Lab

Safety Goggles

Lab Apron

Lab Gloves

Hair

Shoes

Clothing

#### Safety Goggles

By always wearing safety goggles, you block chemicals from splashing into your eyes, as well as shield them from animal scratches and bites, and deflect any flying debris in the air. Your goggles must entirely cover the area around your eyes, such as the ones pictured here.



By always wearing safety goggles, you block chemicals from splashing into your eyes, as well as shield them from animal scratches and bites, and deflect any flying debris in the air. Your goggles must entirely cover the area around your eyes, such as the ones pictured here.

# Earth Science

## Developmental Module: Protection in the Lab


### Lab Apron

#### Protection in the Lab

- Safety Goggles
- Lab Apron**
- Lab Gloves
- Hair
- Shoes
- Clothing

#### Lab Apron

A lab apron protects your vital organs and most of the front. Most laboratory aprons today are flame retardant and have a special protective coating on them that is resistant to acids, bases, and other corrosive materials.



The image shows two students, a male and a female, in a laboratory setting. They are both wearing dark lab aprons over their clothing. The male student is on the left, wearing a blue shirt, and is holding a glass tube connected to a flask containing a yellow liquid. The female student is on the right, wearing a pink shirt, and is holding a molecular model with yellow and black spheres. They are standing behind a lab bench with various glassware and equipment.

A lab apron protects your vital organs and most of the front. Most laboratory aprons today are flame retardant and have a special protective coating on them that is resistant to acids, bases, and other corrosive materials.

# Earth Science

## Developmental Module: Protection in the Lab

### Lab Gloves

#### Protection in the Lab

- Safety Goggles
- Lab Apron
- Lab Gloves**
- Hair
- Shoes
- Clothing

#### Lab Gloves

In addition to keeping your hands clean, gloves protect your hands against chemical and biological hazards during experiments and dissections. There are many different kinds of gloves depending on the potential hazards of the experiment. Make sure to wear gloves that are appropriate to the experiment, and that fit properly.



In addition to keeping your hands clean, gloves protect your hands against chemical and biological hazards during experiments and dissections. There are many different kinds of gloves depending on the potential hazards of the experiment. Make sure to wear gloves that are appropriate to the experiment, and that fit properly.

# Earth Science

## Developmental Module: Protection in the Lab


### Hair

#### Protection in the Lab

- Safety Goggles
- Lab Apron
- Lab Gloves
- Hair
- Shoes
- Clothing

#### Hair

It is important to keep long hair tied back so that it does not block your vision, come into contact with chemicals, or catch fire on a laboratory burner. You certainly do not want to brush your hair back and then realize you did so with a gloved hand covered with corrosive chemicals.



It is important to keep long hair tied back so that it does not block your vision, come into contact with chemicals, or catch fire on a laboratory burner. You certainly do not want to brush your hair back and then realize you did so with a gloved hand covered with corrosive chemicals.

# Earth Science

## Developmental Module: Protection in the Lab

### Shoes

#### Protection in the Lab

- Safety Goggles
- Lab Apron
- Lab Gloves
- Hair
- Shoes
- Clothing

#### Shoes

Wear closed toe shoes to protect your feet if you do spill or drop anything. Choose shoes that are made of thick leather or other heavy material.



Wear closed toe shoes to protect your feet if you do spill or drop anything. Choose shoes that are made of thick leather or other heavy material.

# Earth Science

## Developmental Module: Protection in the Lab


### Clothing

#### Protection in the Lab

- Safety Goggles
- Lab Apron
- Lab Gloves
- Hair
- Shoes

#### Clothing

Avoid wearing loose-fitting or baggy clothing, dresses, or skirts that can easily catch fire or come into contact with chemicals. Jeans or pants and long-sleeved shirts offer reasonable protection.



Clothing

Avoid wearing loose-fitting or baggy clothing, dresses, or skirts that can easily catch fire or come into contact with chemicals. Jeans or pants and long-sleeved shirts offer reasonable protection.