


Module 1: English Essentials
Topic 1 Content: Test-Taking Strategies Notes

Sheet Introduction

Test-Taking Strategies

Introduction

Click on each of the numbers below to learn strategies that can help you succeed on tests.



1 2 3 4 5

The image shows a digital interface for a presentation. At the top, there is a dark header with the text 'Test-Taking Strategies' and a play button icon. Below this is a white content area with a title 'Introduction' and a subtitle 'Click on each of the numbers below to learn strategies that can help you succeed on tests.' In the center of the content area is a photograph of a young woman with her arms raised, holding a sign that says 'Success'. Below the photograph is a search icon. At the bottom of the content area is a navigation bar with five numbered buttons (1, 2, 3, 4, 5).


Click on each of the numbers below to learn strategies that can help you succeed on tests.

Scan

Test-Taking Strategies

1 Scan

Scan each reading selection before reading the questions.



1 2 3 4 5

The image shows a software interface for 'Test-Taking Strategies'. The main window is titled 'Test-Taking Strategies' and contains a sub-window titled '1 Scan'. Inside the 'Scan' sub-window, there is a text instruction: 'Scan each reading selection before reading the questions.' To the right of the text is a photograph of a woman in a black outfit looking through binoculars. Below the photograph is a magnifying glass icon. At the bottom of the interface is a navigation bar with five numbered buttons (1, 2, 3, 4, 5), where button '1' is highlighted in blue.


Scan each reading selection before reading the questions.

Notate/Define

Test-Taking Strategies

2 Notate/Define

Notate the main idea and any specific details that seem important, and use your root/affix knowledge and/or context clues to define unknown words.



1 2 3 4 5

The image shows a software interface for a test-taking strategy. At the top, a dark header bar contains the text 'Test-Taking Strategies' and a back arrow icon. Below this is a white content area with a title '2 Notate/Define' and navigation arrows. The main text explains the strategy: 'Notate the main idea and any specific details that seem important, and use your root/affix knowledge and/or context clues to define unknown words.' To the right of the text is a photograph of a hand holding a black pen. At the bottom of the content area is a search icon. Below the content area is a navigation bar with five numbered buttons (1-5), where button '2' is highlighted in blue.

Notate the main idea and any specific details that seem important, and use your root/affix knowledge and/or context clues to define unknown words.


Review the Questions

Test-Taking Strategies

3 Review the Questions

Next, address each question. Questions that refer to a specific section of text are the easiest since the answer is directly in the text. Questions that ask about opinions or inference are the most difficult. All other types of questions fall into the medium difficulty range.

It is important to read the question, look for, or think of, the answer on your own, then read the answers.



1 2 3 4 5

Next, address each question. Questions that refer to a specific section of text are the easiest since the answer is directly in the text. Questions that ask about opinions or inference are the most difficult. All other types of questions fall into the medium difficulty range.


It is important to read the question, look for, or think of, the answer on your own, then read the answers.

Answer Easiest First

Test-Taking Strategies

4 Answer Easiest First

Efficiently answer the easiest questions in each section first (i.e. those questions that are specific and which you can confidently and quickly choose an answer). Going out of order is a good strategy since questions are often not arranged from easiest to most difficult.



1 2 3 4 5

Efficiently answer the easiest questions in each section first (i.e. those questions that are specific and which you can confidently and quickly choose an answer). Going out of order is a good strategy since questions are often not arranged from easiest to most difficult.


Eliminate

Test-Taking Strategies

5 Eliminate

Then go back and attack the more difficult questions using PROCESS OF ELIMINATION (POE). If you are able to POE the answers down to only TWO options, then it is safe to take an educated guess with confidence.

*Some standardized tests **deduct** points for **unanswered** questions, while others do not. Leaving questions you are unsure of unanswered is your number-one strategy for standardized tests that count incorrect answers against your score. On the other hand, some standardized tests **do not deduct** points for **incorrect answers**, so your best strategy for these types of test is to answer each question, even if you are unsure of the answer. Make sure that you understand how the test you are about to take will be scored.



1 2 3 4 5

Then go back and attack the more difficult questions using PROCESS OF ELIMINATION (POE). If you are able to POE the answers down to only TWO options, then it is safe to take an educated guess with confidence.

*Some standardized tests **deduct** points for **unanswered** questions, while others do not. Leaving questions you are unsure of unanswered is your number-one strategy for standardized tests that count incorrect answers against your score. On the other hand, some standardized tests **do not deduct** points for **incorrect answers**, so your best strategy for these types of test is to answer each question, even if you are unsure of the answer. Make sure that you understand how the test you are about to take will be scored.