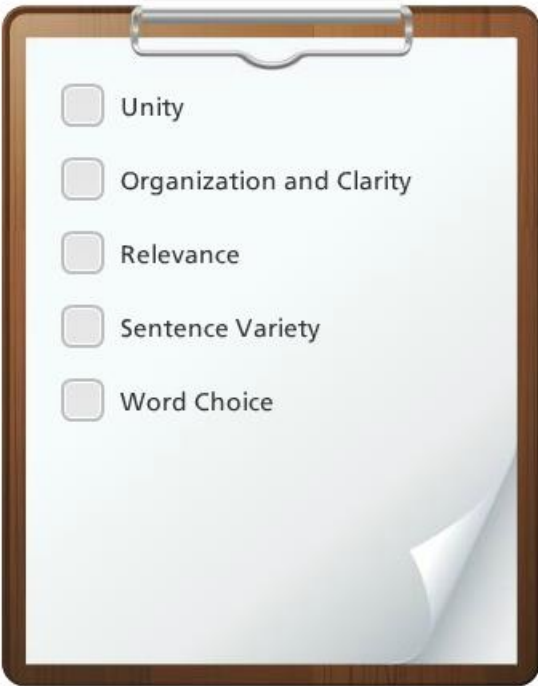


Module 6: Examining the World to Discover Truth

Topic 4 Content: Revising

Introduction


Revising



- Unity
- Organization and Clarity
- Relevance
- Sentence Variety
- Word Choice

Introduction

Click the checkboxes on the clipboard to examine a list of tips to help you revise your paper.

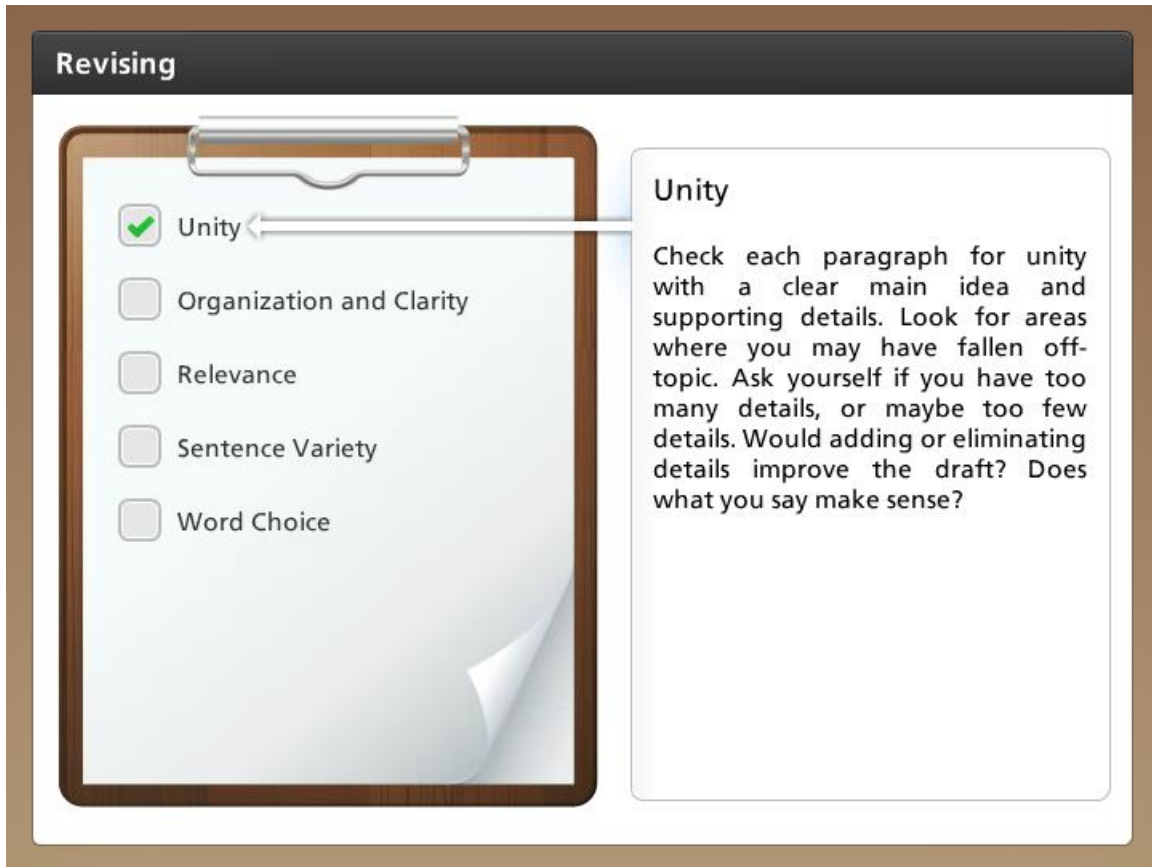


Click the checkboxes on the clipboard to examine a list of tips to help you revise your paper.

Module 6: Examining the World to Discover Truth

Topic 4 Content: Revising

Unity



The graphic is titled "Revising" and features a clipboard with a checklist on the left and a text box on the right. The checklist items are: Unity (checked with a green checkmark), Organization and Clarity, Relevance, Sentence Variety, and Word Choice. The text box on the right is titled "Unity" and contains the following text: "Check each paragraph for unity with a clear main idea and supporting details. Look for areas where you may have fallen off-topic. Ask yourself if you have too many details, or maybe too few details. Would adding or eliminating details improve the draft? Does what you say make sense?"

Revising

- Unity
- Organization and Clarity
- Relevance
- Sentence Variety
- Word Choice

Unity

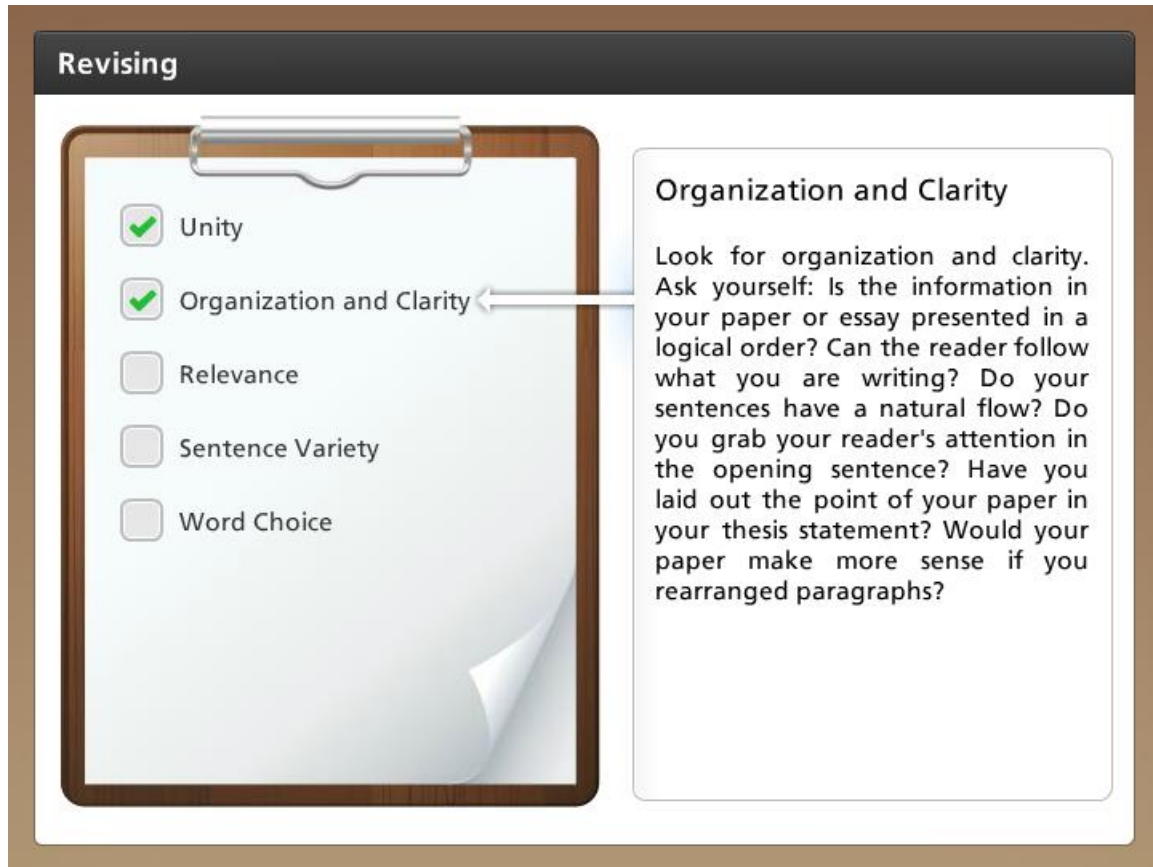
Check each paragraph for unity with a clear main idea and supporting details. Look for areas where you may have fallen off-topic. Ask yourself if you have too many details, or maybe too few details. Would adding or eliminating details improve the draft? Does what you say make sense?

Check each paragraph for unity with a clear main idea and supporting details. Look for areas where you may have fallen off-topic. Ask yourself if you have too many details, or maybe too few details. Would adding or eliminating details improve the draft? Does what you say make sense?

Module 6: Examining the World to Discover Truth

Topic 4 Content: Revising

Organization and Clarity



The graphic is titled "Revising" and features a clipboard with a checklist on the left and a text box on the right. The checklist items are: Unity (checked), Organization and Clarity (checked), Relevance (unchecked), Sentence Variety (unchecked), and Word Choice (unchecked). An arrow points from the "Organization and Clarity" item to the text box. The text box is titled "Organization and Clarity" and contains the following text: "Look for organization and clarity. Ask yourself: Is the information in your paper or essay presented in a logical order? Can the reader follow what you are writing? Do your sentences have a natural flow? Do you grab your reader's attention in the opening sentence? Have you laid out the point of your paper in your thesis statement? Would your paper make more sense if you rearranged paragraphs?"

Revising

- Unity
- Organization and Clarity
- Relevance
- Sentence Variety
- Word Choice

Organization and Clarity

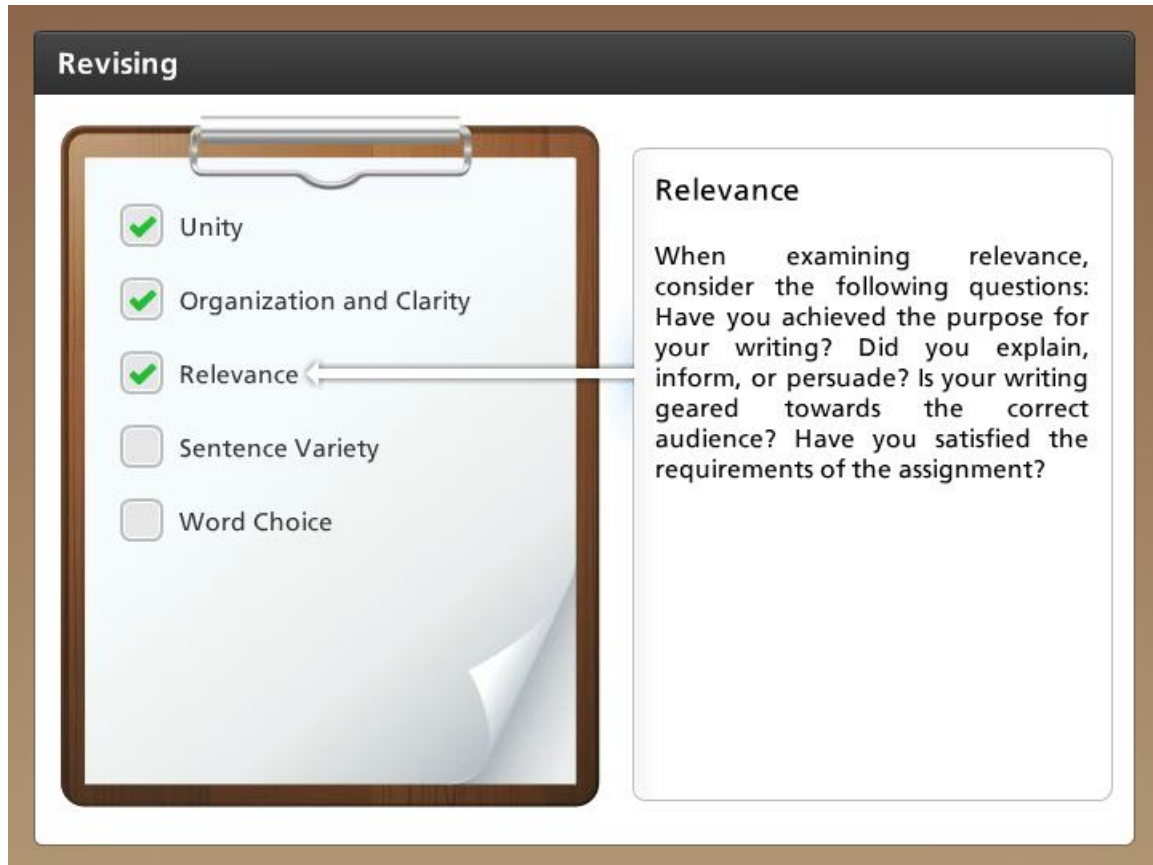
Look for organization and clarity. Ask yourself: Is the information in your paper or essay presented in a logical order? Can the reader follow what you are writing? Do your sentences have a natural flow? Do you grab your reader's attention in the opening sentence? Have you laid out the point of your paper in your thesis statement? Would your paper make more sense if you rearranged paragraphs?

Look for organization and clarity. Ask yourself: Is the information in your paper or essay presented in a logical order? Can the reader follow what you are writing? Do your sentences have a natural flow? Do you grab your reader's attention in the opening sentence? Have you laid out the point of your paper in your thesis statement? Would your paper make more sense if you rearranged paragraphs?

Module 6: Examining the World to Discover Truth

Topic 4 Content: Revising

Relevance



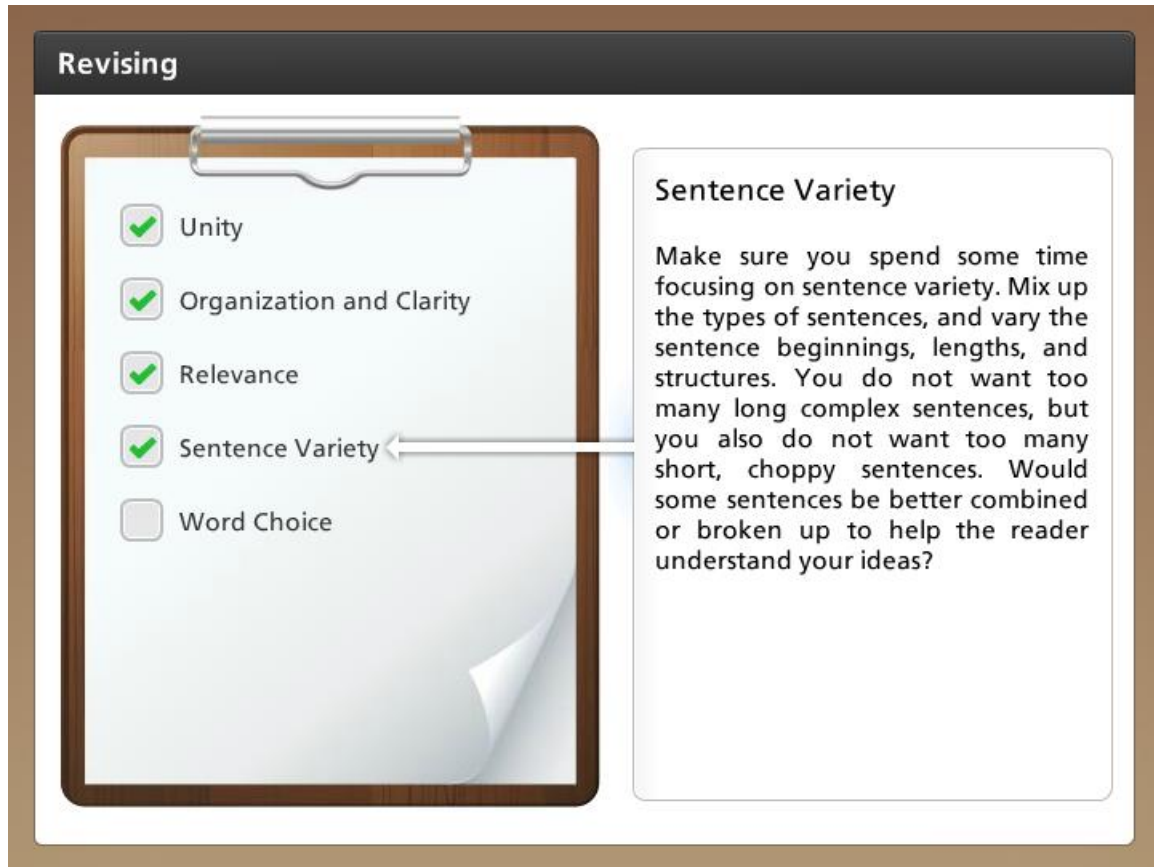
The graphic is titled "Revising" and is enclosed in a dark grey header. On the left, a clipboard with a silver clip at the top holds a white sheet of paper. The paper contains a checklist with five items, each with a checkbox: "Unity" (checked with a green checkmark), "Organization and Clarity" (checked with a green checkmark), "Relevance" (checked with a green checkmark), "Sentence Variety" (unchecked), and "Word Choice" (unchecked). A white arrow points from the "Relevance" item to a text box on the right. The text box is titled "Relevance" and contains the following text: "When examining relevance, consider the following questions: Have you achieved the purpose for your writing? Did you explain, inform, or persuade? Is your writing geared towards the correct audience? Have you satisfied the requirements of the assignment?"

When examining relevance, consider the following questions: Have you achieved the purpose for your writing? Did you explain, inform, or persuade? Is your writing geared towards the correct audience? Have you satisfied the requirements of the assignment?

Module 6: Examining the World to Discover Truth

Topic 4 Content: Revising

Sentence Variety



The graphic is titled "Revising" and is enclosed in a brown border. On the left, a clipboard with a silver clip at the top holds a white sheet of paper. The paper has a checklist with five items, each preceded by a checkbox. The first four items have green checkmarks, and the fifth has an empty checkbox. A white arrow points from the "Sentence Variety" item to a text box on the right. The text box is titled "Sentence Variety" and contains a paragraph of text.

Revising

- Unity
- Organization and Clarity
- Relevance
- Sentence Variety
- Word Choice

Sentence Variety

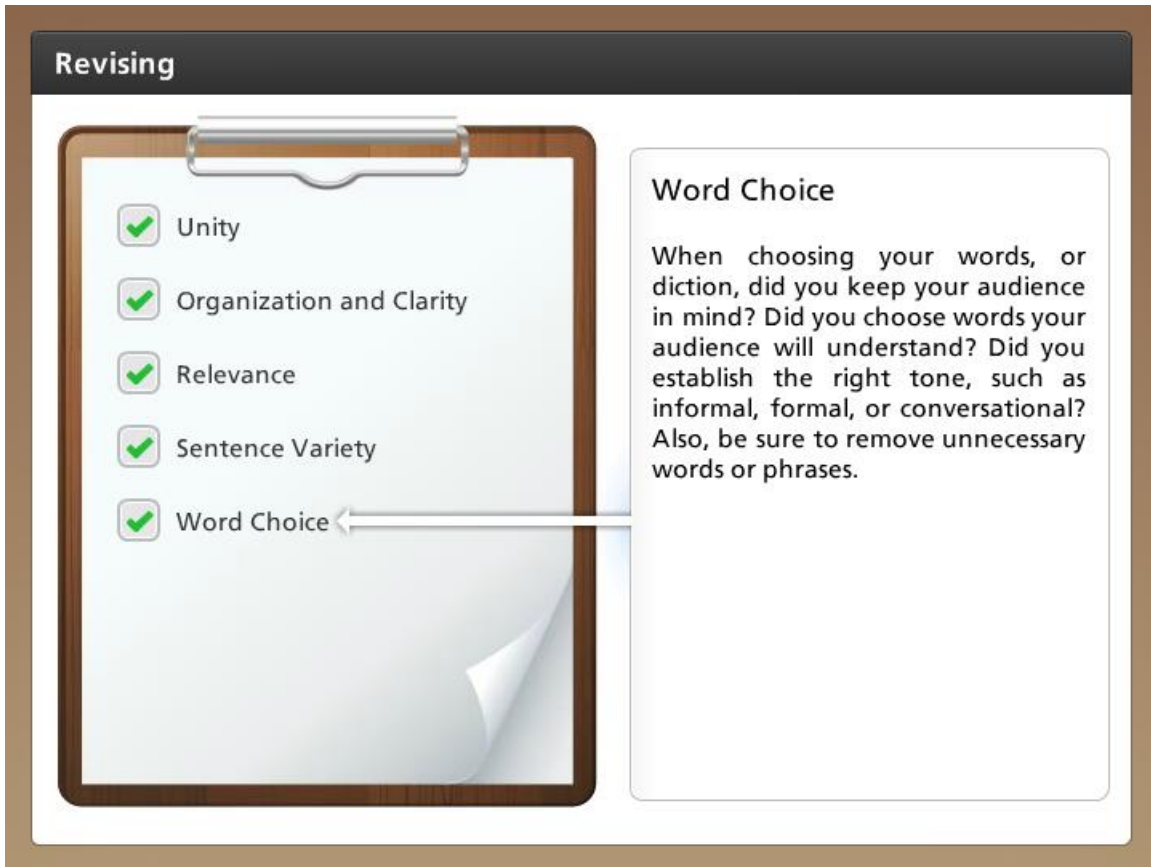
Make sure you spend some time focusing on sentence variety. Mix up the types of sentences, and vary the sentence beginnings, lengths, and structures. You do not want too many long complex sentences, but you also do not want too many short, choppy sentences. Would some sentences be better combined or broken up to help the reader understand your ideas?

Make sure you spend some time focusing on sentence variety. Mix up the types of sentences, and vary the sentence beginnings, lengths, and structures. You do not want too many long complex sentences, but you also do not want too many short, choppy sentences. Would some sentences be better combined or broken up to help the reader understand your ideas?

Module 6: Examining the World to Discover Truth

Topic 4 Content: Revising

Word Choice



The graphic is titled "Revising" in a dark header. On the left, a clipboard with a silver clip at the top holds a white sheet of paper with a checklist. The checklist items are: "Unity", "Organization and Clarity", "Relevance", "Sentence Variety", and "Word Choice". Each item has a green checkmark in a square box to its left. A white arrow points from the "Word Choice" item to a text box on the right. The text box has a title "Word Choice" and contains the following text: "When choosing your words, or diction, did you keep your audience in mind? Did you choose words your audience will understand? Did you establish the right tone, such as informal, formal, or conversational? Also, be sure to remove unnecessary words or phrases."

When choosing your words, or diction, did you keep your audience in mind? Did you choose words your audience will understand? Did you establish the right tone, such as informal, formal, or conversational? Also, be sure to remove unnecessary words or phrases.