

# Module 1: Tools for Success

## Topic 2 Content: Active-Reading Strategies Notes

### Introduction



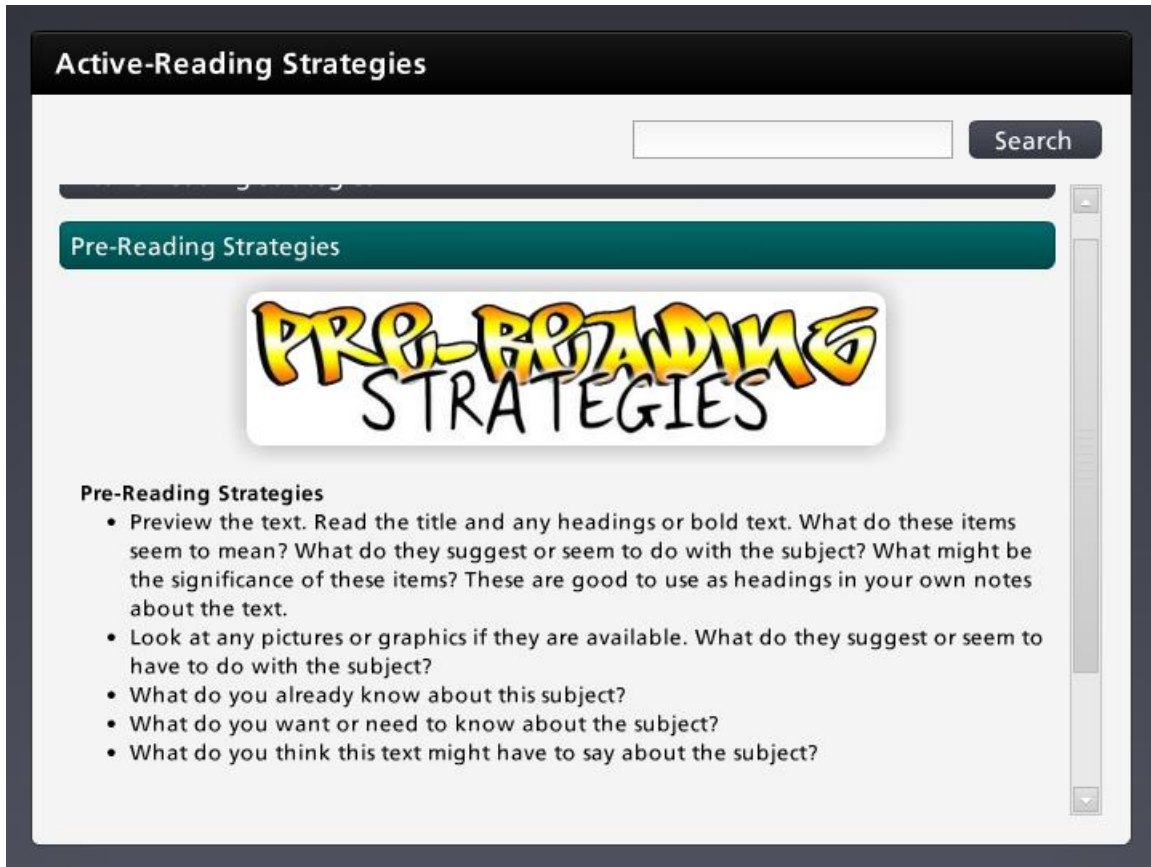
The screenshot shows a web page titled "Active-Reading Strategies". At the top right, there is a search bar and a "Search" button. Below the search bar is a teal header with the text "Active-Reading Strategies". In the center, there is a graphic with the text "ACTIVE-READING STRATEGIES" in a stylized, glowing green font, with a hand pointing at the text. Below the graphic, there is a paragraph of text: "What does it take to annotate a text and do it well? Click on each active-reading strategy below to explore how it can help you in reading and understanding texts." At the bottom, there are three dark grey buttons with white text: "Pre-Reading Strategies", "During-Reading Strategies", and "After-Reading Strategies".

What does it take to annotate a text and do it well? Click on each active-reading strategy below to explore how it can help you in reading and understanding texts.

# Module 1: Tools for Success

## Topic 2 Content: Active-Reading Strategies Notes

### Pre-Reading Strategies



The screenshot shows a web page with a dark header containing the text 'Active-Reading Strategies'. Below the header is a search bar with a 'Search' button. A teal banner below the search bar contains the text 'Pre-Reading Strategies'. In the center of the page is a large, stylized graphic that reads 'PRE-READING STRATEGIES' in a bubbly, yellow and orange font. Below the graphic, the text 'Pre-Reading Strategies' is repeated, followed by a bulleted list of five points.

**Active-Reading Strategies**

Search

Pre-Reading Strategies

**PRE-READING STRATEGIES**

**Pre-Reading Strategies**

- Preview the text. Read the title and any headings or bold text. What do these items seem to mean? What do they suggest or seem to do with the subject? What might be the significance of these items? These are good to use as headings in your own notes about the text.
- Look at any pictures or graphics if they are available. What do they suggest or seem to have to do with the subject?
- What do you already know about this subject?
- What do you want or need to know about the subject?
- What do you think this text might have to say about the subject?

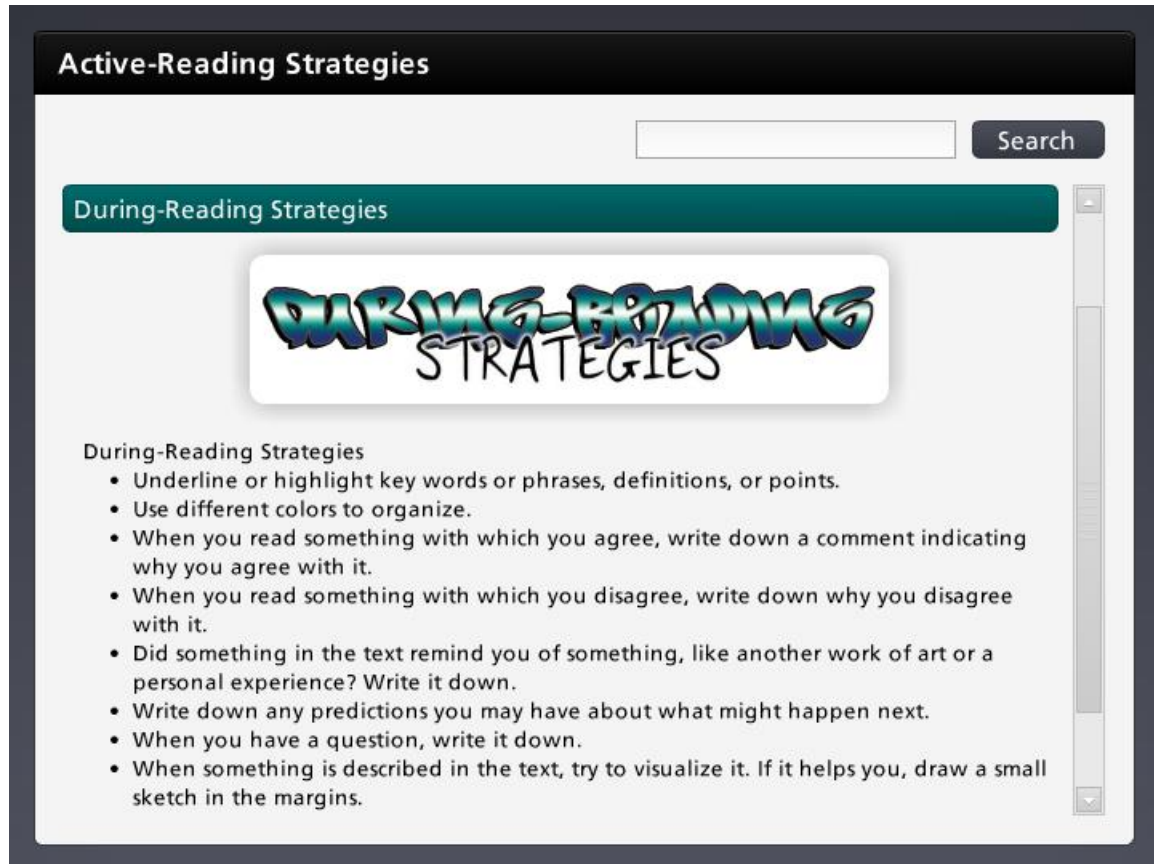
### Pre-Reading Strategies

- Preview the text. Read the title and any headings or bold text. What do these items seem to mean? What do they suggest or seem to do with the subject? What might be the significance of these items? These are good to use as headings in your own notes about the text.
- Look at any pictures or graphics if they are available. What do they suggest or seem to have to do with the subject?
- What do you already know about this subject?
- What do you want or need to know about the subject?
- What do you think this text might have to say about the subject?

# Module 1: Tools for Success

## Topic 2 Content: Active-Reading Strategies Notes

### During-Reading Strategies



**Active-Reading Strategies**

Search

**During-Reading Strategies**

**DURING-READING STRATEGIES**

**During-Reading Strategies**

- Underline or highlight key words or phrases, definitions, or points.
- Use different colors to organize.
- When you read something with which you agree, write down a comment indicating why you agree with it.
- When you read something with which you disagree, write down why you disagree with it.
- Did something in the text remind you of something, like another work of art or a personal experience? Write it down.
- Write down any predictions you may have about what might happen next.
- When you have a question, write it down.
- When something is described in the text, try to visualize it. If it helps you, draw a small sketch in the margins.

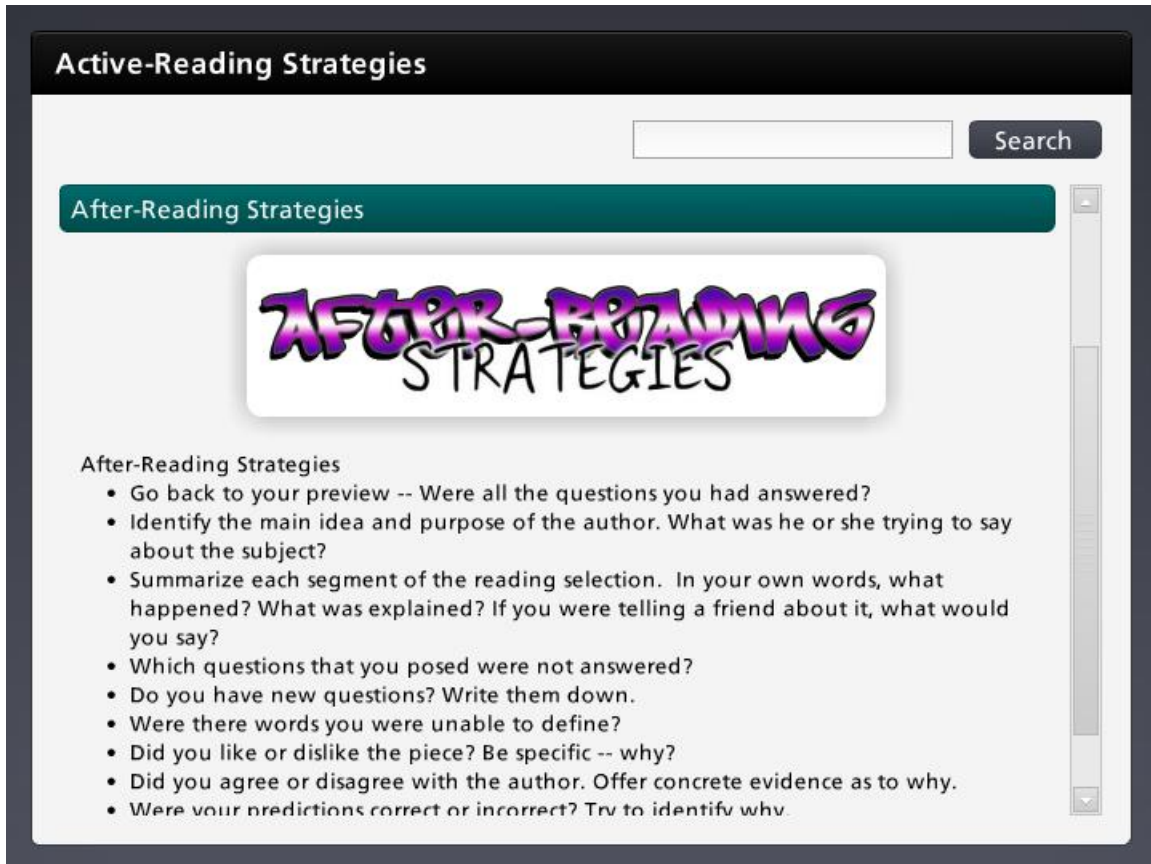
### During-Reading Strategies

- Underline or highlight key words or phrases, definitions, or points.
- Use different colors to organize.
- When you read something with which you agree, write down a comment indicating why you agree with it.
- When you read something with which you disagree, write down why you disagree with it.
- Did something in the text remind you of something, like another work of art or a personal experience? Write it down.
- Write down any predictions you may have about what might happen next.
- When you have a question, write it down.
- When something is described in the text, try to visualize it. If it helps you, draw a small sketch in the margins.

# Module 1: Tools for Success

## Topic 2 Content: Active-Reading Strategies Notes

### After-Reading Strategies



The screenshot shows a digital interface with a search bar and a list of after-reading strategies. The title 'Active-Reading Strategies' is at the top. Below it is a search bar with a 'Search' button. A teal bar contains the text 'After-Reading Strategies'. Below that is a graphic with the text 'AFTER-READING STRATEGIES' in a stylized, colorful font. The main content is a list of strategies under the heading 'After-Reading Strategies'.

**Active-Reading Strategies**

After-Reading Strategies

- Go back to your preview -- Were all the questions you had answered?
- Identify the main idea and purpose of the author. What was he or she trying to say about the subject?
- Summarize each segment of the reading selection. In your own words, what happened? What was explained? If you were telling a friend about it, what would you say?
- Which questions that you posed were not answered?
- Do you have new questions? Write them down.
- Were there words you were unable to define?
- Did you like or dislike the piece? Be specific -- why?
- Did you agree or disagree with the author. Offer concrete evidence as to why.
- Were your predictions correct or incorrect? Try to identify why.

### After-Reading Strategies

- Go back to your preview -- Were all the questions you had answered?
- Identify the main idea and purpose of the author. What was he or she trying to say about the subject?
- Summarize each segment of the reading selection. In your own words, what happened? What was explained? If you were telling a friend about it, what would you say?
- Which questions that you posed were not answered?
- Do you have new questions? Write them down.
- Were there words you were unable to define?
- Did you like or dislike the piece? Be specific -- why?
- Did you agree or disagree with the author. Offer concrete evidence as to why.
- Were your predictions correct or incorrect? Try to identify why.