

Module 6: Writing a Research Paper


Module Assessment: Design Team Tasks Notes

Introduction

Design Team Tasks

- Design Theme and Template
- Front Cover Design
- Back Cover Design

Introduction



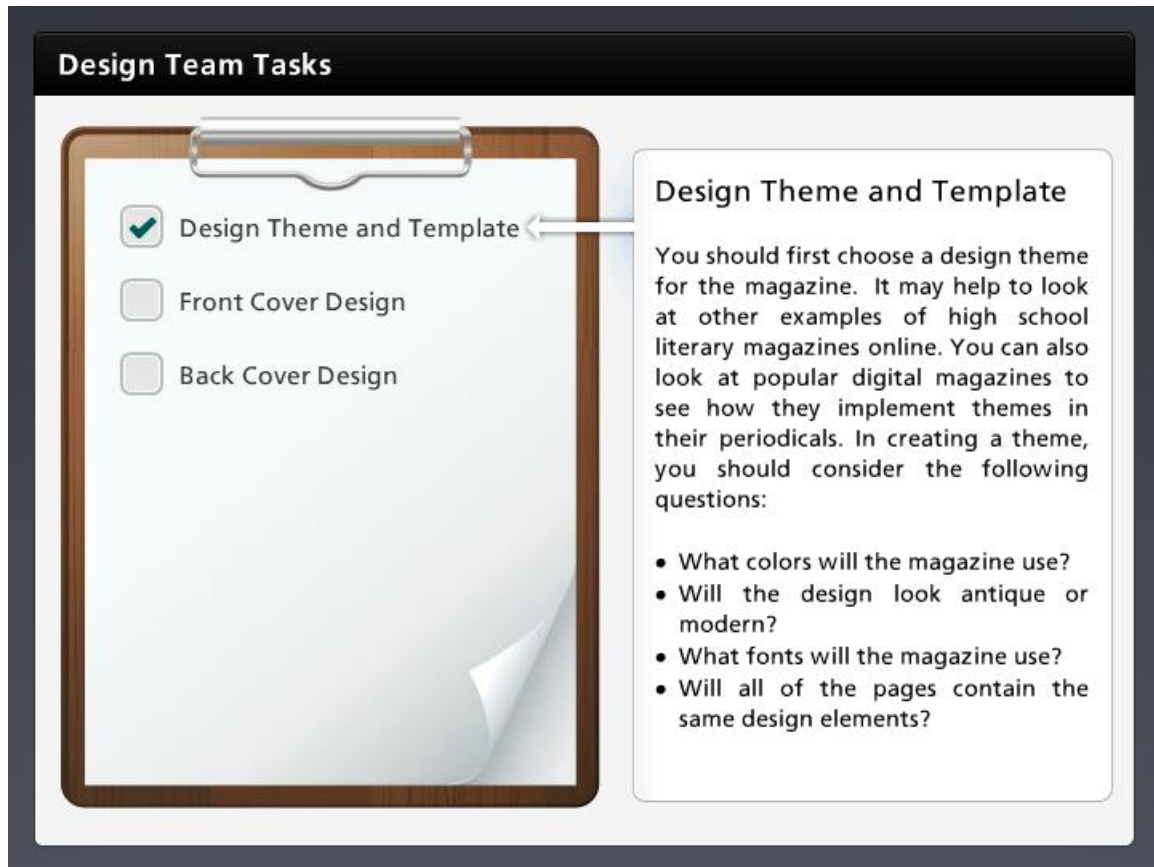
The Design Team creates a visual look and theme for the literary magazine. In this interactivity, find out more about how to complete your team's tasks. Click on each of the check marks for an in-depth examination of each task.

The Design Team creates a visual look and theme for the literary magazine. In this interactivity, find out more about how to complete your team's tasks. Click on each of the check marks for an in-depth examination of each task.

Module 6: Writing a Research Paper

Module Assessment: Design Team Tasks Notes

Design Theme and Template



Design Team Tasks

- Design Theme and Template
- Front Cover Design
- Back Cover Design

Design Theme and Template

You should first choose a design theme for the magazine. It may help to look at other examples of high school literary magazines online. You can also look at popular digital magazines to see how they implement themes in their periodicals. In creating a theme, you should consider the following questions:

- What colors will the magazine use?
- Will the design look antique or modern?
- What fonts will the magazine use?
- Will all of the pages contain the same design elements?

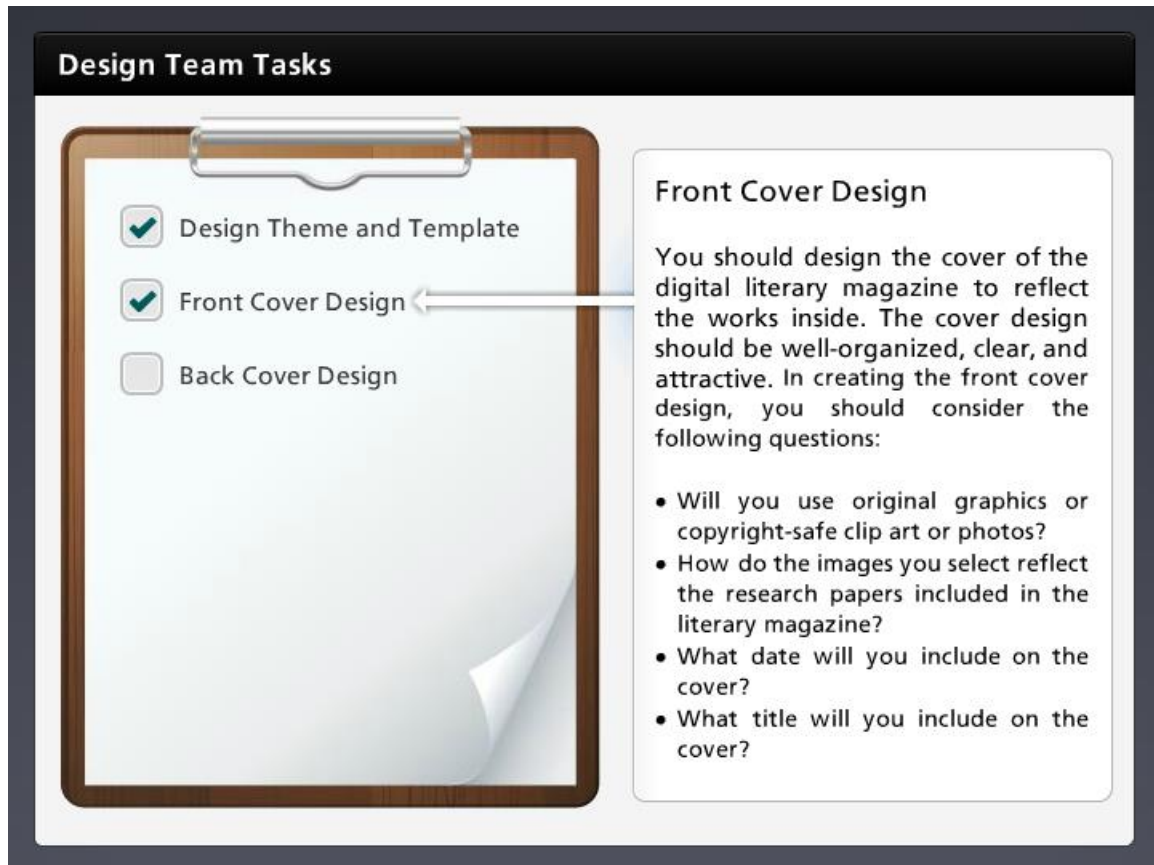
You should first choose a design theme for the magazine. It may help to look at other examples of high school literary magazines online. You can also look at popular digital magazines to see how they implement themes in their periodicals. In creating a theme, you should consider the following questions:

- What colors will the magazine use?
- Will the design look antique or modern?
- What fonts will the magazine use?
- Will all of the pages contain the same design elements?

Module 6: Writing a Research Paper

Module Assessment: Design Team Tasks Notes

Front Cover Design



Design Team Tasks

- Design Theme and Template
- Front Cover Design
- Back Cover Design

Front Cover Design

You should design the cover of the digital literary magazine to reflect the works inside. The cover design should be well-organized, clear, and attractive. In creating the front cover design, you should consider the following questions:

- Will you use original graphics or copyright-safe clip art or photos?
- How do the images you select reflect the research papers included in the literary magazine?
- What date will you include on the cover?
- What title will you include on the cover?

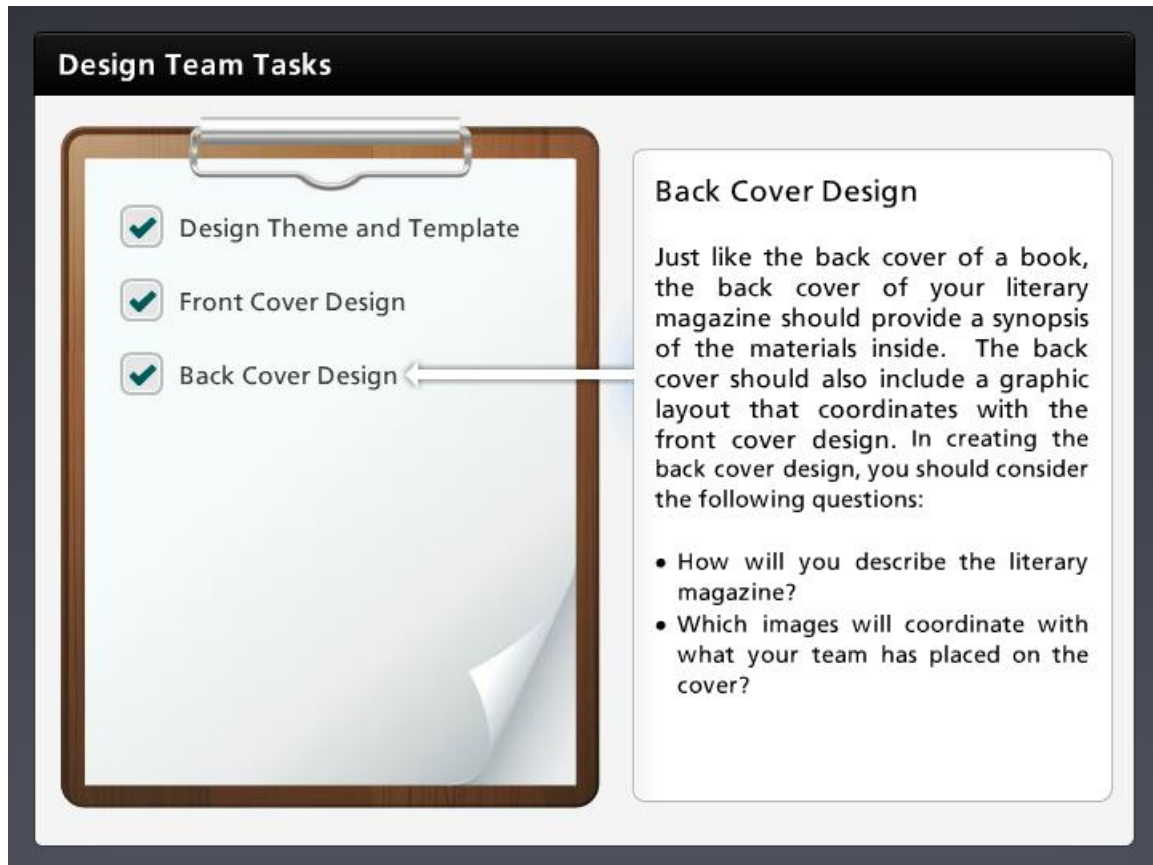
You should design the cover of the digital literary magazine to reflect the works inside. The cover design should be well-organized, clear, and attractive. In creating the front cover design, you should consider the following questions:

- Will you use original graphics or copyright-safe clip art or photos?
- How do the images you select reflect the research papers included in the literary magazine?
- What date will you include on the cover?
- What title will you include on the cover?

Module 6: Writing a Research Paper

Module Assessment: Design Team Tasks Notes

Back Cover Design



Design Team Tasks

- Design Theme and Template
- Front Cover Design
- Back Cover Design

Back Cover Design

Just like the back cover of a book, the back cover of your literary magazine should provide a synopsis of the materials inside. The back cover should also include a graphic layout that coordinates with the front cover design. In creating the back cover design, you should consider the following questions:

- How will you describe the literary magazine?
- Which images will coordinate with what your team has placed on the cover?

Just like the back cover of a book, the back cover of your literary magazine should provide a synopsis of the materials inside. The back cover should also include a graphic layout that coordinates with the front cover design. In creating the back cover design, you should consider the following questions:

- How will you describe the literary magazine?
- Which images will coordinate with what your team has placed on the cover?