

Module 12: The Renaissance
Topic 2 Content: Artistic Expression

Introduction

ARTISTIC EXPRESSION




Image: The Creation of Adam by Michelangelo; a portion of the ceiling in the Sistine Chapel

Click NEXT to begin.





Click NEXT to begin.

Module 12: The Renaissance
Topic 2 Content: Artistic Expression

Stylistic Comparison

Stylistic Comparison

These two paintings demonstrate characteristic differences between the art of the Middle Ages and the art of the Renaissance. Take a moment to study the images, and then drag the name of the historical period and drop it on the box located underneath its appropriate match.



Historical Periods

Middle Ages

Renaissance

These two paintings demonstrate characteristic differences between the art of the Middle Ages and the art of the Renaissance. Take a moment to study the images, and then drag the name of the historical period and drop it on the box located underneath its appropriate match.

Feedback:

The first image, Leonardo da Vinci's *Virgin of the Rocks*, portrays a similar scene as the second image, but uses muted colors, and more realistic features and poses. Realism was an important goal of Renaissance painters.

The second image, Gentile Fabriano's *Adoration of the Magi*, depicts ornate gold work, bright colors, and rigid subjects. These characteristics represent art of the Middle Ages.

Module 12: The Renaissance
Topic 2 Content: Artistic Expression

Leonardo da Vinci - The Mona Lisa

Leonardo da Vinci

Mona Lisa

What do you believe she is thinking?



One of the most famous Renaissance artists was Leonardo da Vinci. Among his many masterpieces, da Vinci painted one of the best known portraits in the world, the *Mona Lisa*. The woman in the portrait seems so real that many writers have tried to explain the thoughts behind her mysterious smile. What do you believe she is thinking?

Module 12: The Renaissance
Topic 2 Content: Artistic Expression

Leonardo da Vinci - The Last Supper

Leonardo da Vinci



The Last Supper

Another famous painting by Leonardo da Vinci is *The Last Supper*. This religious piece shows Christ and his disciples on the night before Jesus' crucifixion, and demonstrates the artist's mastery of perspective. In recent years, this painting has become associated with mystery, and has been featured in several modern books and movies.

Module 12: The Renaissance
Topic 2 Content: Artistic Expression

Leonardo da Vinci - A Pioneer

Leonardo da Vinci



Self Portrait



Anatomy Sketches

In addition to being a Renaissance painter, da Vinci was a pioneer in many other areas. Considered the model “Renaissance man” by many, da Vinci possessed a wide range of interests, and was an expert in many fields of study. His sketches included themes of botany, anatomy, architecture, and engineering. Today, da Vinci is also thought of as an inventor, as he sketched ideas for flying machines and undersea boats well before they were actually built.


Module 12: The Renaissance
Topic 2 Content: Artistic Expression

Michelangelo

Michelangelo



Pieta



Sistine Chapel



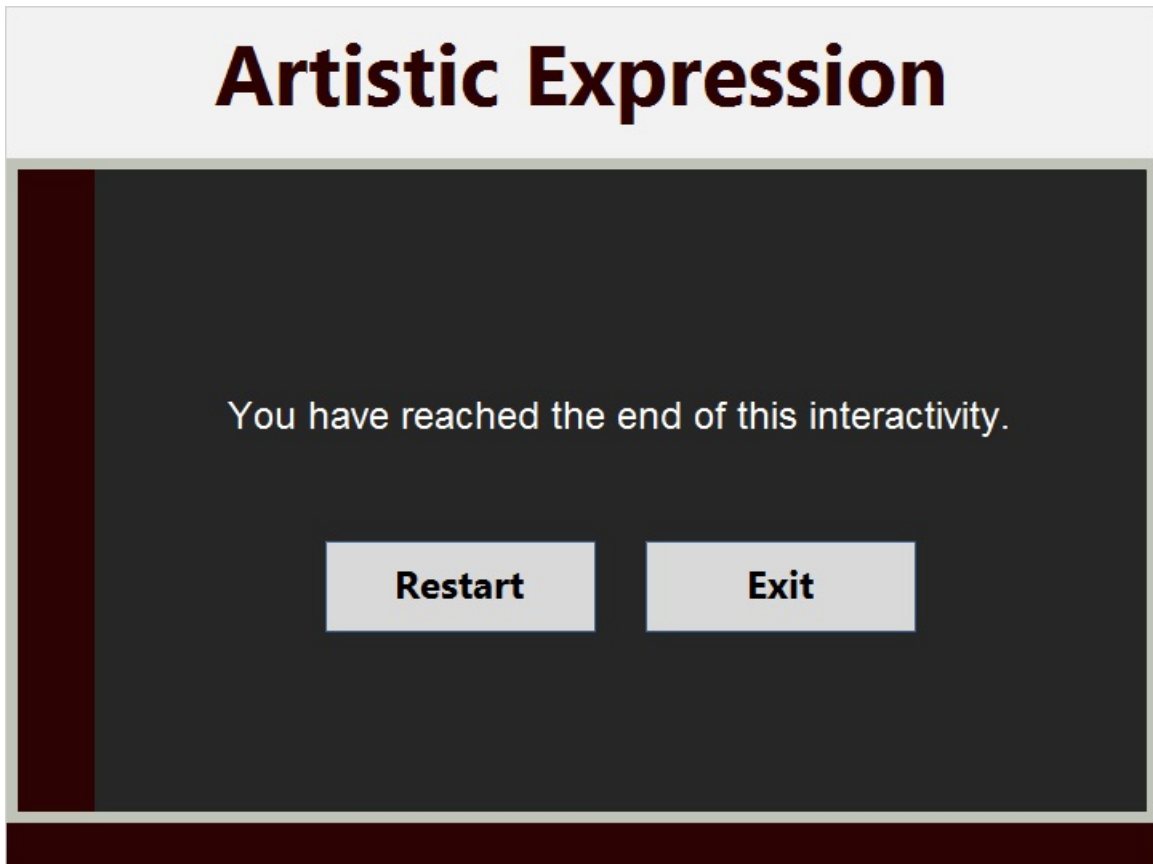
David

Like Leonardo da Vinci, Michelangelo excelled in many different fields, such as sculpting, engineering, painting, architecture, and poetry. The *Pieta* is a religious piece that shows the sorrow of Mary as she cradles the dead Christ on her knees. The sculpture is very detailed and lifelike. Along with the *Pieta*, the statue of the biblical figure of *David* is one of Michelangelo's most famous sculptures. The piece reflects the sculptures of classical Greece and Rome but in more lifelike ways. The statue is free-standing, and his posture is graceful yet strong. The statue, which is eighteen feet tall, towers over the spectator, and conveys a sense of power.

Michelangelo's greatest project was decorating the ceiling of the Sistine Chapel in Rome for Pope Julius II. It was an enormous undertaking that depicted the biblical history of the world, from the creation of man to the great flood of Noah's Ark. Michelangelo had to maintain awkward body positioning over the course of the four years it took him to complete the project.

Module 12: The Renaissance
Topic 2 Content: Artistic Expression

Conclusion

A screenshot of an interactive conclusion screen. At the top, the title "Artistic Expression" is displayed in a large, bold, dark red font against a light gray background. Below the title, the text "You have reached the end of this interactivity." is centered in a white font on a dark gray background. At the bottom of the screen, there are two light gray buttons with dark text: "Restart" on the left and "Exit" on the right. The entire screen is framed by a dark red border.

You have reached the end of this interactivity.