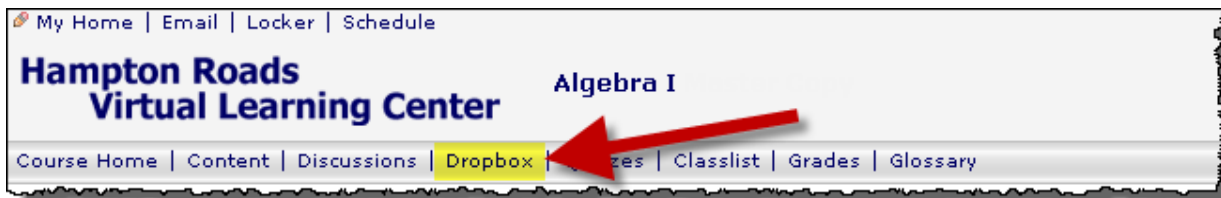


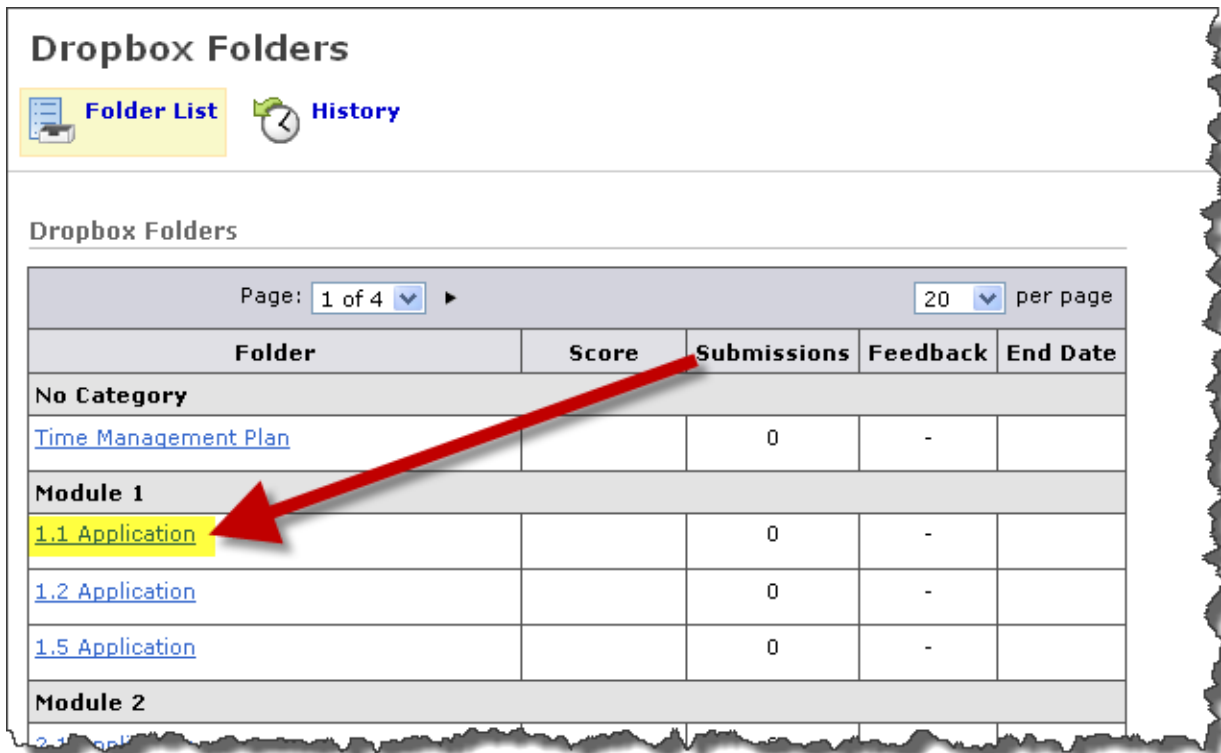
## Submitting Course Assignments World History II

In this course, most assignments will be submitting using the virtual dropbox provided through the course system. In order to submit items to the dropbox, please use the instructions below.

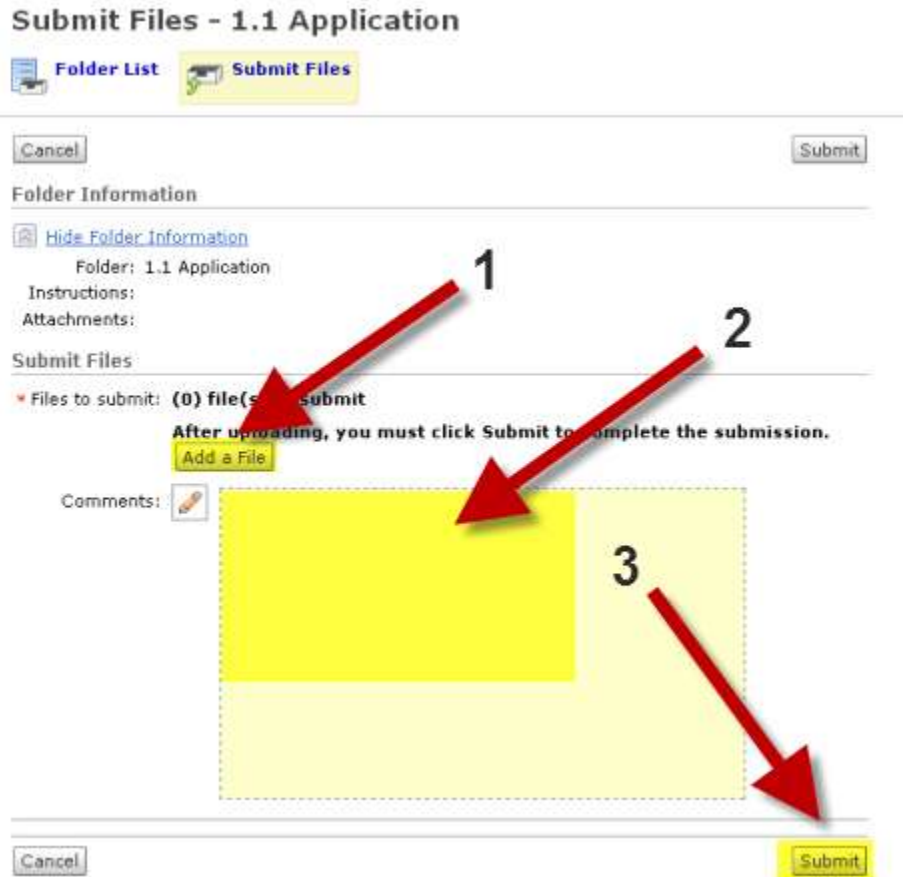
1. Once you have completed your assignment, save it to your local computer or an external storage device.
2. Click on the “Dropbox” link from your course home page.



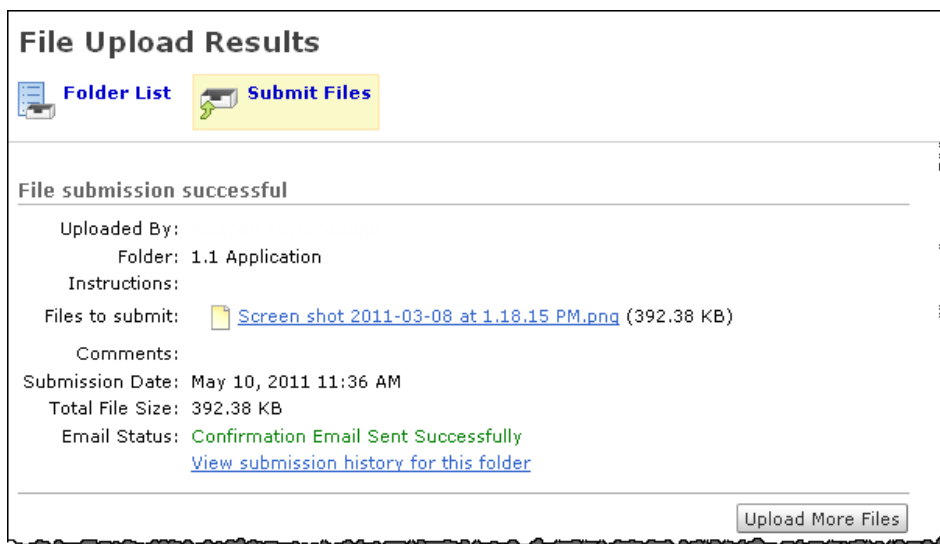
3. From the list of dropbox folders, click on the name of the assignment’s dropbox.



- From the assignment's folder, click *Add a file* to browse for the file on your local computer or external storage device. Once the file is uploaded, add any needed comments and click *Submit*.



- The results of your file upload will be displayed.



## Submitting Audio Assignments

Some assignments in this course may require you to submit an audio version of an activity. For audio assignments, you should use software provided to you by your school or free audio recording software available, such as Audacity® (<http://audacity.sourceforge.net/>). For any assignments, please follow instructions provided to you by your instructor.

## Submitting Student-Illustrated Assignments

You may be asked to submit assignments that require you to create an illustration, label an image, or create an original work. You have several options to submit these types of assignments, including:

1. Hand-draw the assignment and then take a picture of it for submission to the assignment's dropbox.
2. Hand-draw the assignment and then scan it for submission to the assignment's dropbox.
3. Create a new file or pull a template into a paint or graphics program and utilize the software to create the image. You can then submit your work to the assignment's dropbox.

## Submitting Video Assignments

Some assignments in this course may require you to submit a video version of an activity. For video assignments, you should use video software that is provided to you by your school or comes standard with your computer hardware. If you do not have any video software available to you, you can use a free downloadable application like, Jing® (<http://www.techsmith.com/jing.html>). For any assignments, please follow instructions provided to you by your instructor.